



tenías

Brochure

*of front loader and implements
for models*



CASE IH

**DRP System ®
AUTOMATIC LOADER HITCH**



It allows secure and simple loader coupling and uncoupling.

SAFETY VALVES




It regulates the pressure of hydraulics cylinders avoiding over pressures and unexpected breakages.

DETAIL INSIDE ARM




**AUTO LUBRICANT BUSHINGS
IN EACH JOINT**



Bushings in each joint, with greasers in the most problematic areas, ensure the sustainability of the whole.

**DRC System ®
AUTOMATIC HITCH FOR IMPLEMENTS**



Only few seconds are needed to hitch or unhitch implements

DR2B System ® / DR4B System ®



Fast hydraulic plugging with flat tips allowing more cleanliness and plugging with residual pressure.



OPTIONS

**AH System ®
SHOCK ABSORBER**



A good confort is obtained for the user as well as protection for all components during transport.

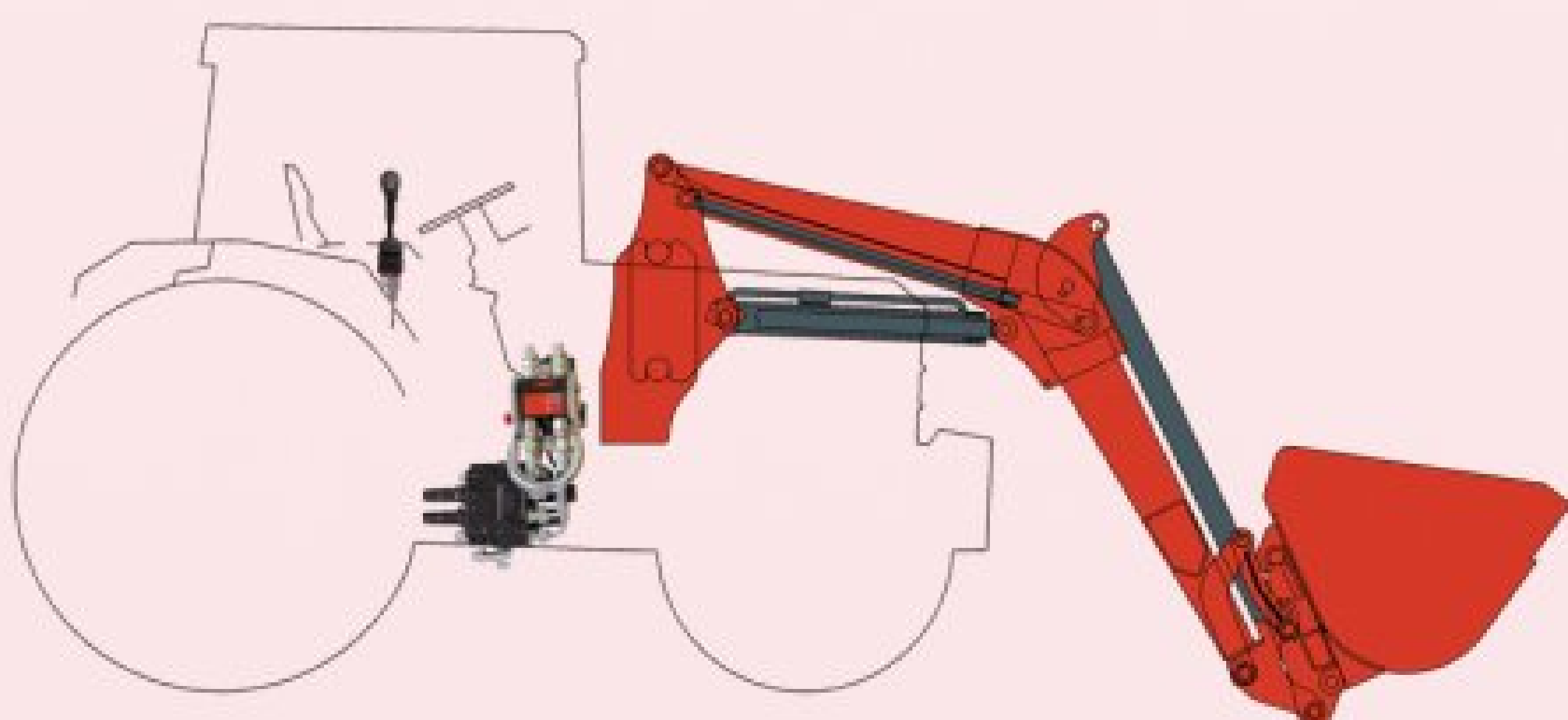


**SERVICE LINE FOR HYDRAULIC
IMPLEMENTS**

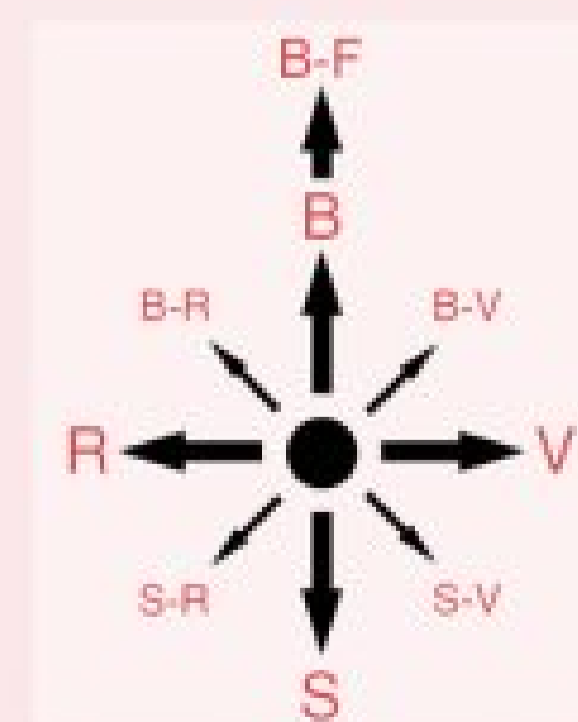


**MS System ®
JOYSTICK**

Operating plan for joystick



Operated from a joystick that allows two moves simultaneously.



**PAINT FINISH IN
DIFFERENT COLORS**



serie evolution



SUBFRAME DESIGNED FOR EACH TRACTOR MODEL

It's the loader main part and the basis of its proper functioning. It consists of a set of different pieces distributed from the front of the tractor to its back axle, obtaining an uniform repartition of the efforts.

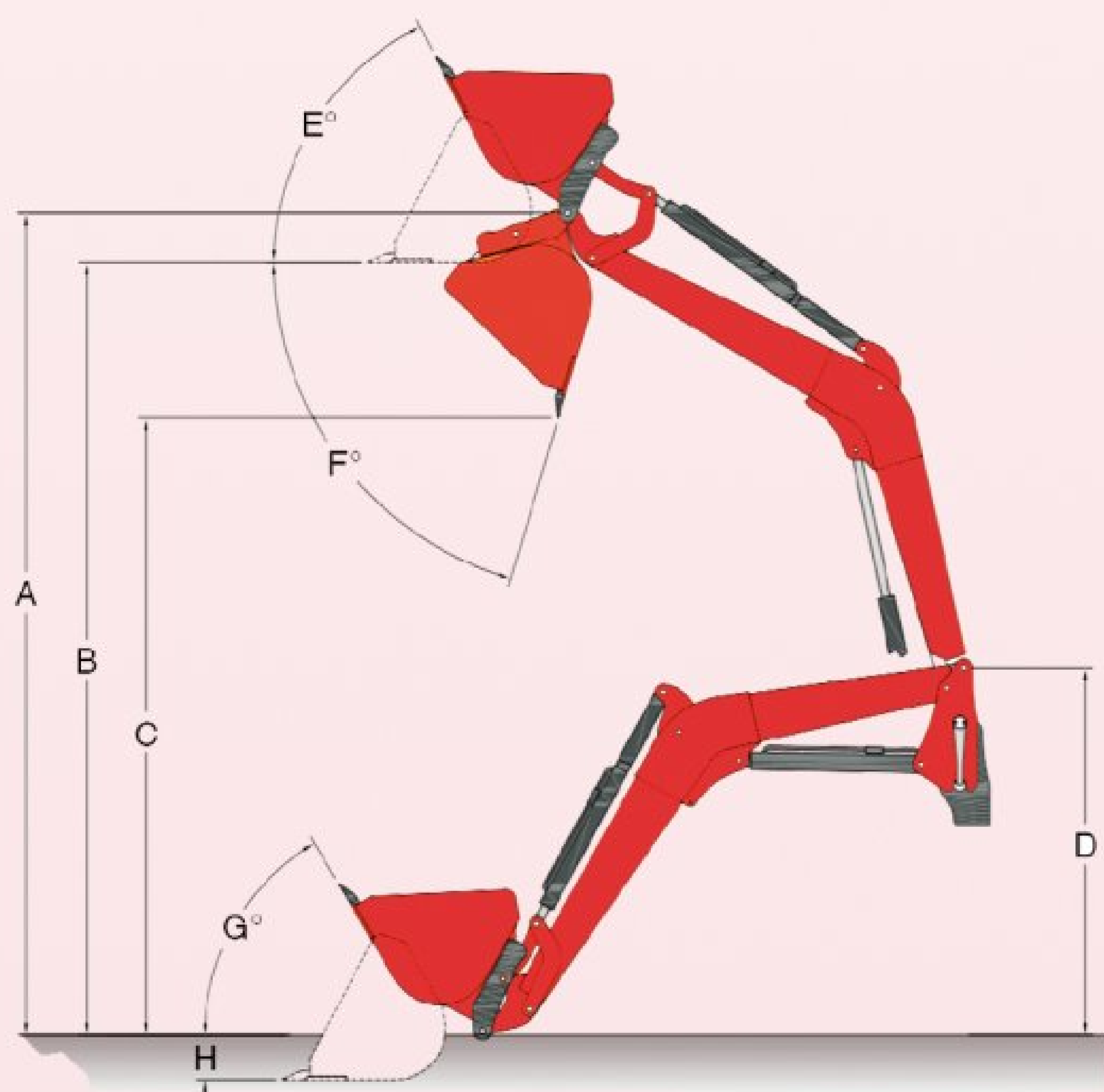
model	te7	te8	te9	te10	te20	te30	te40
-------	-----	-----	-----	------	------	------	------

CONTAIN

- Adaptation
- Arms
- Hydraulic installation (Electrovalve, Distributor or tractor remote control)
- All elements for work (Cylinders, Hoses, Connections, .. etc.)
- DRB standard.

DON'T CONTAIN

- Buckets
- Forks



NOTE: Mesures given can vary according to the tractor model.

Measurements were taken at 190 bar and with a weight placed on pallet fork.

I Start-up power
J Payload at 2,00 mts.
K At max. height

MOD. PALA	A	B	C	D	E	F	G	H	I	J	K
te6	-	-	-	-	-	-	-	-	914 Kgs	-	400 Kgs
te7	2540	2410	1832	1300	55°	78°	49°	149	1024 Kgs	-	724 Kgs
te8	2846	2690	2000	1420	64°	72°	54°	134	1960 Kgs	-	1250 Kgs
te9	3142	2909	2295	1469	64°	75°	57°	211	2044 Kgs	-	1362 Kgs
te10	3720	3484	2887	1706	64°	74°	57°	214	2728 Kgs	2068 Kgs	1628 Kgs
te20	4051	3815	3197	1792	64°	75°	59°	214	2160 Kgs	1824 Kgs	1530 Kgs
te30	4301	4065	3447	1970	62°	74°	57°	214	2858 Kgs	2133 Kgs	1755 Kgs
te40	4564	4327	3708	2140	62°	74°	57°	214	3177 Kgs	2550 Kgs	2215 Kgs

SILAGE SHEARS



WIDTH (mts)	TEETH	GRIP OPENING (mm)	WEIGHT (Kgs)
1,50	13	805	480
1,75	15	805	528

STONE BUCKET



WIDTH (mts)	CAPACITY (liters)	CAPACITY (liters)	WEIGHT
1,75	618	772	284
2,00	707	883	331

MANURE FORK



WIDTH (mts)	TEETH	TINE LENGTH (mm)	WEIGHT (Kgs)
1,50	8	850	163
1,75	9	850	189
2,00	11	850	210
2,20	11	850	258

SUGAR BEET BUCKET



WIDTH (mts)	CAPACITY (liters)	CAPACITY (liters)	WEIGHT
2,00	813	1016	251
2,40	988	1235	326

LOG GRIP



WIDTH (mm)	GRIP OPENING (mm)	CYLINDER INSIDE DIAMETER (mm)	WEIGHT (mm)
1170	930	80	276

HYDRAULIC MANURE FORK



WIDTH (mts)	TEETH	GRIP OPENING (mm)	WEIGHT (Kgs)
1,50	8	1265	297
1,75	9	1265	330
2,00	11	1265	360
2,20	11	1265	410

BUCKET 4 IN 1



WIDTH (mts)	CAPACITY (liters)	CAPACITY (liters)	WEIGHT
1,75	468	585	383
2,00	535	668	438

SILAGE BUCKET "TIBURON"



WIDTH (mts)	CAPACITY (liters)	CAPACITY (liters)	WEIGHT
2,00	1113	1391	520
2,20	1228	1535	542
2,40	1343	1678	570

ROUND BALES FORK



WIDTH (mm)	WIDTH TEETH (mm)	TEETH	WEIGHT (Kgs)
1172	800	2	101

SUGAR CANE GRIP



WIDTH (mm)	OUVERTURE PINCE (mm)	GRIP OPENING (mm)	WEIGHT (Kgs)
1195	970	1265	286

POTATO BUCKET



WIDTH (mts)	CAPACITY (liters)	CAPACITY (liters)	WEIGHT
2,20	1103	1378	363
2,40	1217	1521	396

STANDARD BUCKET



WIDTH (mts)	CAPACITY (liters)	CAPACITY (liters)	WEIGHT
1,25	353	441	169
1,50	423	528	199
1,75	494	617	218
2,00	564	705	260
2,20	621	776	269
2,40	677	846	295

PELICAN BUCKET



WIDTH (mts)	TEETH	GRIP OPENING (mm)	WEIGHT (Kgs)
1,50	8	1165	298
1,75	9	1165	320
2,00	11	1165	374
2,20	11	1165	445

GRAIN BUCKET



WIDTH (mts)	CAPACITY (litros)	CAPACITY (litros)	WEIGHT (Kgs)
1,80	812	1015	277
2,00	903	1128	298
2,20	993	1241	319
2,40	1083	1353	340

High-tip option

SILAGE BUCKET



WIDTH (mts)	CAPACITY (liters)	CAPACITY (liters)	WEIGHT
2,00	903	1128	484
2,40	1083	1353	566

SQUARE BALES FORK



WIDTH (mm)	HEIGHT (mm)	TEETH	WEIGHT (Kgs)
1775	1350	5	224

SLIDING SQUARE BALES FORK



WIDTH (mm)	HEIGHT (mm)	TEETH	WEIGHT (Kgs)
1775	1350	5	327

SIDE-SHIFT PALET FORK



ALLOWED WEIGHT (Kgs)	TINE LENGTH (mm)	MAX. TINE WIDTH DENT (mm)	WEIGHT (Kgs)
1500	1225	1060	290

Side Dump option

WRAPPED ROUND BALES GRIP (economic)



WIDTH (mts)	TEETH OPEN (mm)	TEETH CLOSED (mm)	WEIGHT (Kgs)
1,16	2080	70	150

STANDARD PALET FORK



ALLOWED WEIGHT (Kgs)	TINE LENGTH (mm)	MAX. TINE WIDTH DENT (mm)	WEIGHT (Kgs)
1500	1240	1065	173

WRAPPED ROUND BALES GRIP



WIDTH (mm)	TEETH OPEN (mm)	TEETH CLOSED (mm)	WEIGHT (Kgs)
1312	1305	2640	282

MODELO DE TRACTOR	serie	MODELO DE PALA						serie 300	OBS.
		te7	te8	te9	te10	te20	te30		
55	JX MAXXIMA			●				B0	23
55	PJN			●				B0	
55 A	FARMALL	●						B0	
55 C TIER 3	FARMALL			●				B1	
60	JX MAXXIMA			●				B0	23
65	JX MAXXIMA			●				B0	23
65	PJN			●				B0	4
65 A	FARMALL				●			B1	
65 C TIER 3	FARMALL			●				B1	
70	CX					●		B2	
70	JX				●			B1	
70	JXU MAXXIMA				●			B1	7-15-23
70	JX T3				●			B1	7
75	CS				●			B1	
75	PJN			●				B0	
75	JX				●			B1	
75	JX				●			B1	
75	CS PRO T3				●			B1	23
75 A	FARMALL				●			B1	
75 C TIER 3	FARMALL			●				B1	
78	CS MID				●			B1	
80	CX					●		B2	
80	JXU MAXXIMA				●			B1	
80	MXC					●		B2	
80	C					●		B2	
80	JX				●			B1	
80	CS PRO T2				●			B1	7-23
80	JX T3				●			B1	
85	JX				●			B1	
85 Moderno	QUANTUM C				●			B1	15
85	CS PRO T3				●			B1	7-23
85	JXU T3					●		B2	
85 Antiguo	QUANTUM C				●			B1	
85 F	QUANTUM			●				B0	
85 ST	JX (Viñas)				●			B1	
85 C	FARMALL				●			B1	7-18-24-25
85 A	FARMALL				●			B1	7-23
85 A (Fase III B)	FARMALL T4				●			B1	7-23
86	CS MID				●			B1	
90	CX					●		B2	
90	JX				●			B1	
90	JX				●			B1	
90	JXU MAXXIMA				●			B1	
90	MXC					●		B2	
90	JX T3				●			B1	
90	CS PRO T2				●			B1	7-23
94	CS MID				●			B1	
95	JX				●			B1	
95	JX T3				●			B1	
95	JXU T3				●	X		B2	
95 Antiguo	QUANTUM C				●			B1	
95 Moderno	QUANTUM C				●			B1	
95 N	QUANTUM			●				B0	
95 F	QUANTUM			●				B0	
95	CS PRO T3				●			B1	7-23
95 A	FARMALL				●	X		B2	
95 A (Fase III B)	FARMALL T4				●			B1	7-23
95 C	FARMALL				●			B1	7-18-24-25
95 U	FARMALL					●		B2	
95 U PRO	FARMALL				●			B1	7-23

MODELO DE TRACTOR	serie	MODELO DE PALA							serie 300	OBS.
		te7	te8	te9	te10	te20	te30	te40		
100	CX					●			B2	
100 JX	FARMALL					●			B2	
100	JXU MAXXIMA					●			B2	
100	MAXXUM					●			B2	16-61
100	MX						●		B4	18-23-62
100	MXC						●		B3	
100	MXU						●		B2	16-61
100	CS PRO T2					●			B1	7-23
105	CS PRO T3					●			B2	7-23
105	JXU T3						●		B2	
105 A	FARMALL						●		B2	7-23
105 A (Fase III B)	FARMALL T4					●			B1	7-23
105 C	FARMALL					●			B1	7-18-24-25
105 F	QUANTUM			●					B0	
105 U	FARMALL					●	●		B2	
105 U PRO	FARMALL					●	●		B1	7-23
110	CS							●	B4	18
110 JX	FARMALL						●		B2	16
110	MAXXUM						●		B2	7-23-61
110	MAXXUM / CVX T4							●	B3	
110	MAXXUM / EP T4							●	B3	
110	MX							●	B4	18-62
110	MXU						●		B2	7-23-61
115 X-LINE y MULTICONTROLE	MAXXUM							●	B3	7-23-61
115	MAXXUM / EP T4							●	B4	18
115	MXU							●	B3	7-23-61
115	JXU T3							●	B2	
115 A	FARMALL							●	B2	
115 A (Fase III B)	FARMALL T4					●			B1	7-23
115 C MULTIFUNCION	FARMALL					●			B1	7-18-24-25
115 C	FARMALL					●			B1	7-18-24-25
115 C CON TACOS ROSCADOS	FARMALL T4					●			B1-B2	
115 U	FARMALL							●	B2	
115 U PRO	FARMALL					●	●		B1	7-23
120	CS							●	B4	18
120	CVX							●	B4	16-18
120	MAXXUM							●	B2	16-61
120	MAXXUM / CVX T4							●	B3	
120	MAXXUM / EP T4							●	B3	
120	MX							●	B4	18-23-62
120	MXM							●	B3	
125 X-LINE y MULTICONTROLE	MAXXUM							●	B3	7-23-61
125	MAXXUM / EP T4							●	B4	18
125	MXU							●	B3	7-23-61
125	PUMA							●	B3	5-7-23-60
130	CS							●	B4	18
130	CVX							●	B4	16-18
130	MAXXUM							●	B3	7-23-61
130	MAXXUM / CVX T4							●	B3	
130	MAXXUM / EP T4							●	B3	
130	MXM							●	B3	6-23
130	PUMA T4							●	B3	6-23
130	PUMA CVX T4							●	B3	6-23
135	MX							●	B4	18-23-62
135	MXU							●	B3	7-23-61
140	MAXXUM / EP T4							●	B4	18
140 X-LINE y MULTICONTROLE	MAXXUM							●	B3	7-23-61
140	CVX T3							●	B4	16-18
140	MXM							●	B4	18
140	PUMA							●	B3	5-7-23-60

MODELO DE TRACTOR	serie	MODELO DE PALA							serie 300	OBS.
		te7	te8	te9	te10	te20	te30	te40		
145	PUMA T4							●	B3	7-23
145	PUMA CVX T4							●	B3	7-23
150	CS							●	B4	18
150	CVX T3							●	B4	16-18
150	CVX							●	B4	16-18
150	MX							●	B4	18-23-62
150	PUMA CVX T4 B							●	B3	7-23
155	MXM							●	B4	18
155	PUMA							●	B3	5-7-23-24-60
155	LARGO PUMA							●	B4	18-24
160	PUMA T4							●	B3	7-23
160	PUMA CVX T4							●	B3	7-23
160	CVX T3							●	B4	16-18
165	PUMA							●	*	
165	PUMA CVX							●	*	
165	PUMA CVX T4 B							●	B3	
170	PUMA CVX							●	*	
170	CVX							●	B4	16-18
170	MX							●	B4	18-23-62
175	MXM							●	B4	
175	CVX T3							●	B4	16-18
175	PUMA CVX T4 B							●	B3	7-23
180	MXM							●	B4	
180	PUMA							●	*	
180	PUMA CVX							●	*	
185	PUMA CVX							●	*	
185	PUMA CVX							●	*	
190	MXM							●	B4	18
195	CVX							●	B4	16-18
195	CVX T3							●	B4	16-18
195	PUMA							●	*	
195	PUMA CVX							●	*	
200	PUMA CVX							●	*	
210	PUMA							●	*	
210	PUMA CVX							●	*	
215	PUMA CVX							●	*	
225	PUMA CVX							●	*	
230	PUMA CVX							●	*	
585	500							●	B2	
685	600							●	B2	
685 XL	600							●	B2	
743	700							●	B2	
745 S	700							●	B2	
785	700							●	B2	
795	700							●	B1	
844	800							●	B2	
845 XL	800							●	B2	
885	800							●	B2	
885 L	800							●	B2	

MODELO DE TRACTOR	serie	MODELO DE PALA							serie 300	OBS.
		te7	te8	te9	te10	te20	te30	te40		
956	900							● ●	B2 - B3	36
1056 AXL	1000							● ●	B2 - B3	36
1060	JXC							●	B1	
1070	JXN							●	B0	10
1070	JXU MAXXIMA							●	B1	
1070	JXC							●	B1	
1075	JXC							●	B1	
1075	JXN							●	B0	10
1080	JXU MAXXIMA							●	B2	
1085	JXC							●	B1	
1090	JXU MAXXIMA							●	B2	
1095	JXC							●	B1	
1095	JXN							●	VER OBSERVACIONES	10-23
1100	JXU MAXXIMA							●	B2	
1135	CVX							●	B4	16-18
1145	CVX							●	B4	16-18
1155	CVX							●	B4	16-18
1170	CVX							●	B4	16-18
1190	CVX							●	B4	16-18
1255 AXL	1000							●	B3	
1455 XL	1000							●	B3	
2120 F	2000							●	B0	
2130	2000							●	B0	
2140 PRO	2000							●	B0	
2140 F	2000							●	B0	
2140 V	2000							●	B0	
2150 V	2000							●	B0	
4210	4000							●	B2	
4215	4000							●	B2	
4220	4000							●	B2	
4230	4000							●	B2	
4230 PRO	4000							●	B2	
4240	4000							●	B2	
4240 PRO	4000							●	B2	
5130	5000							●	B3	62
5130 PRO	5000							●	B3	62
5140	5000							●	B3	62
5140 PRO	5000							●	B3	62
5150	5000							●	B3	62
5150 PRO	5000							●	B3	62
7110	7000							●	*	
7120	7000							●	*	
7130	7000							●	*	
7140	7000							●	*	
7210	7000							●	*	
7220	7000							●	*	
7230	7000							●	*	
7240	7000							●	*	
7250	7000							●	*	

OBSERVATIONS

- 4 - Specify wheel measures.
- 5 - Specify front axle type.
- 6 - Specify if the tractor has front suspension.
- 7 - With original three-point, fit an upper arm.
- 10 - Specify if the tractor has a cab or anti-dump chassis.
- 15 - Specify manufacture year.
- 16 - Specify if the tractor has a front hitch of origin.
- 18 - Shock absorber is recommended.

- 23 - The specified loader model can be adapted without counterweights.
- 24 - State type of chassis.
- 25 - Specify chassis number.
- 36 - In 2WD tractors we recommend to mount a smaller loader model.
- 60 - Specify if the hydraulic circuit is Load Sensing.
- 61 - Specify if the tractor has Open circuit or Closed circuit.
- 62 - Pressure cover with an extra charge 130 € net.



EXPORT AMERICA / ASIA / OCEANIA

Contact: Sergio Alonso
Tels: +34 983 33 80 99
Fax: +34 983 37 71 60
Movil: +34 690 13 30 10
e-mail: salonso@tenias.com

EXPORT EUROPE / RUSSIA

Contact: Victor Dominguez
Tels: +34 954 51 15 44 / +34 954 51 16 45
Fax: +34 954 99 90 88
Movil: +34 670 63 92 59
e-mail: vdominguez@tenias.com


EXPORT AFRICA / ORIENTE MEDIO

Contact: Fernando Burgos
Tel. +34 983 33 80 99
Fax: +34 983 37 71 60
Movil: +34 636 97 57 65
e-mail: fburgos@tenias.com

HEAD OFFICE AND FACTORY

Pol. Ind. Valdeferrín, c/3 - Pcla. 91
50600 EJEA DE LOS CABALLEROS (Zaragoza-España)
Tel. +34 976 67 71 50
Fax +34 976 66 12 15
e-mail: tenias@tenias.com - www.tenias.com

Authorized dealer



tenías

FÁBRICA Y OFICINAS CENTRALES

Pol. Ind. Valdeferrín, c/3 - Pcla. 91
50600 EJEA DE LOS CABALLEROS (Zaragoza-España)
Tel. +34 976 67 71 50
Fax +34 976 66 12 15
e-mail: tenias@tenias.com - www.tenias.com